



# Pro 5000 Windows and Doors



# A Better Experience

We're so much more than windows

## **OUR MISSION: GETTING IT RIGHT EVERY TIME**

As one of the nation's largest suppliers of high-quality windows for existing and newly built homes, our customers count on us to provide a proven product backed by exemplary customer service that goes above and beyond expectations. We do so much to ensure a positive experience for homeowners, our professional partners, and our team members—from the relationships we build, to the relentless attention to detail that goes into every window we make.

Each of our products are designed and fabricated with precision and integrity in mind to ease the selection process and ensure you get windows that will perform and add value for years to come. At MI, we are committed to providing a positive, reliable buying experience from start to finish.

Our dedicated team strives for 100% every day and we do not consider our job complete until our windows are installed in the home. By building relationships through an accessible and service-oriented approach, we are setting a higher standard for fenestration products throughout the industry. Working with MI you can expect:

- Attentive support before and after the sale
- A nationwide network of distributors and dealers
- A wide breadth of precision-built products
- Reliable deliveries that are on-time, accurate, and complete





# Leading the way

Relentlessly tested so nothing is left to chance

Our state-of-the-art facilities, one-of-a-kind quality management program, and robust in-house test walls help **ensure we meet and often exceed industry standards**. In fact, our test wall is one of the most extensive in the industry, allowing us to conduct comprehensive tests where we can rapidly analyze and refine our products.

Our engineering team also conducts several additional tests that go beyond what's required for American Architectural Manufacturers Association (AAMA) and National Fenestration Rating Council (NFRC) certifications, including sealant, vinyl impact, cold-weather performance, and more. The result is a superior product that you will enjoy for years to come.




STRUCTURAL  
INTEGRITY



FORCED ENTRY  
RESISTANCE



CORNER WELD  
STRENGTH



DEGLAZING  
RESISTANCE



WATER  
INFILTRATION



AIR  
INFILTRATION





## Setting a higher standard

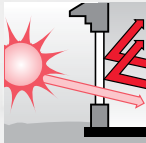
**A window does so much.** It creates a view to the outside world, lets natural light in, and provides protection from the elements. It can also help lower energy bills, while making a statement and completing a home. That's why we take the responsibility of making windows right so personally.

All of our products are built with precision, and no stone is left unturned. We utilize the latest materials to optimize energy performance, offering multiple enhancements that allow us to meet and exceed industry standards.

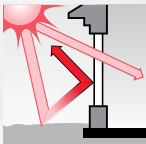
### PERFORMANCE FACTORS



Our products often **meet and exceed ENERGY STAR® standards** in zones across the country. Visit our website ([miwindows.com](http://miwindows.com)) for a complete listing of ENERGY STAR-qualified products. Look for the ENERGY STAR label to ensure you are getting windows you can rely on.




**U-Value** measures the amount of heat lost from a home. The lower the U-value, the better the window is at insulating. A low U-value is key to keeping your home comfortable during colder weather.



**Solar Heat Gain Coefficient (SHGC)** measures how much heat from the sun is blocked from entering the home. A low SHGC is desirable to keep heat out of your home during warmer weather.

### ENERGY-FOCUSED PRODUCT ENHANCEMENTS



**Warm-edge spacers** optimize the energy efficiency of dual-pane windows. They result in higher-performing windows by helping to lower conductivity, improve argon gas retention, and increase condensation resistance.



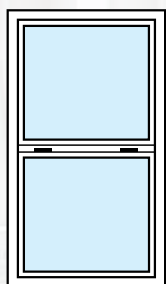
**Argon** is an invisible gas injected into a glass unit to increase its insulating performance. It reduces heat transfer through the glass, lessens the possibility of condensation and frost, and helps to block harmful UV rays from entering the home.



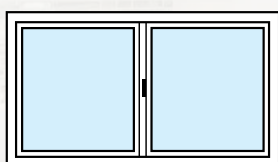
**Low-E** is a microscopic layer of metal applied to the glass that reflects sunlight away from the home. It provides protection from UV rays, helps keep radiant heat from entering the home, and assists in maintaining interior temperatures.

# Complete Product Line


Our entire collection of products provides a variety of options, allowing you to add a distinctive look to any project. With the flexibility to select from single-hung, single-slider, picture windows, specialty shapes, and sliding glass doors, you can customize your home to be unique like you.




**5500**  
**Single-Hung**



**5800**  
**Single-Slider**



**5610**  
**Picture**



**390**  
**Sliding Glass Door**





5800

SINGLE-SLIDER

## 5800 Single-Slider

### FEATURES & BENEFITS

- Welded, multi-chambered frame and sash for superior strength and energy-efficiency
- Interlock at meeting rail provides a tighter seal and helps reduce air infiltration
- Adjustable dual rollers on a stainless steel axle for smooth, effortless operation
- Two-piece camlock and keeper create a tighter, safer seal
- Optional auto lock for enhanced security and peace-of-mind
- Baffled and offset weep system optimizes water drainage
- Integral pull rail provides effortless operation

### PRODUCT DETAILS

- 2 3/4" frame depth
- 3/4" insulating glass







**5500**

SINGLE-HUNG


## 5500 Single-Hung

### FEATURES & BENEFITS

- Welded, multi-chambered frame and sash for superior strength and energy-efficiency
- Interlock at meeting rail provides a tighter seal and helps reduce air infiltration
- Metal reinforcements at meeting rail and latch deliver strength and durability
- Two-piece camlock and keeper create a tighter, safer seal
- Optional auto lock for enhanced security and peace-of-mind
- Baffled and offset weep system optimizes water drainage
- Integral lift rail provides effortless operation

### PRODUCT DETAILS

- 2 3/4" frame depth
- 3/4" insulating glass



## 5610 Picture Window

### FEATURES & BENEFITS

- Welded, multi-chambered frame and sash for superior strength and energy-efficiency
- Baffled and offset weep system optimizes water drainage

### PRODUCT DETAILS

- 2 3/4" frame depth
- 3/4" insulating glass
- Architectural shapes available

**5610**

FIXED

## 390 Sliding Glass Door

### FEATURES & BENEFITS

- Welded, multi-chambered vinyl frame for superior strength and energy efficiency
- Interlock at center rail provides a tight seal against air infiltration
- Metal reinforcement at latch and meeting rail enhance strong construction
- Double weatherstripping for protection against wind, rain, dust, and noise
- Dual mortise lock provides secure closure
- Roll-form screen frame to keep pests out

### PRODUCT DETAILS

- 4 $\frac{7}{8}$ " frame depth
- 1" insulated glass
- Five frame styles available
  - 1" mounting fin, 1 $\frac{3}{8}$ " mounting fin, 1 $\frac{1}{2}$ " flat flush fin, 2 $\frac{1}{4}$ " contoured flush fin, finless

# Color Options

Solid vinyl extrusions offer even color distribution inside and out for windows and doors that are timeless, durable, and attractive. MI offers two extruded colors that offer enduring style for any home.



White

Adobe

# Grid Options




Flat

Sculptured

Make your home your own personal statement with  $\frac{5}{8}$ " flat or  $\frac{15}{16}$ " sculptured grids between-the-glass that match the color of your window frame.

## GRID PATTERNS



Colonial

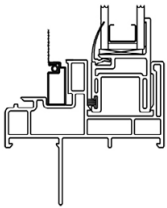
Drop

6-Lite Perimeter

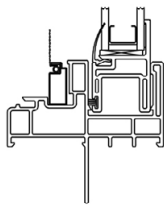
9-Lite Perimeter

# Window Frame Styles

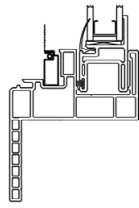
## NEW CONSTRUCTION & REPLACEMENT APPLICATIONS



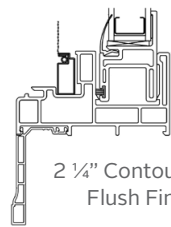
1" Mounting Fin Set-back



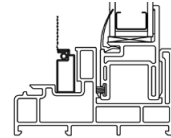
1  $\frac{3}{8}$ " Mounting Fin Set-back



1  $\frac{3}{4}$ " Flat Flush Fin



2  $\frac{1}{4}$ " Contoured Flush Fin



Finless





Experience Clarity™

